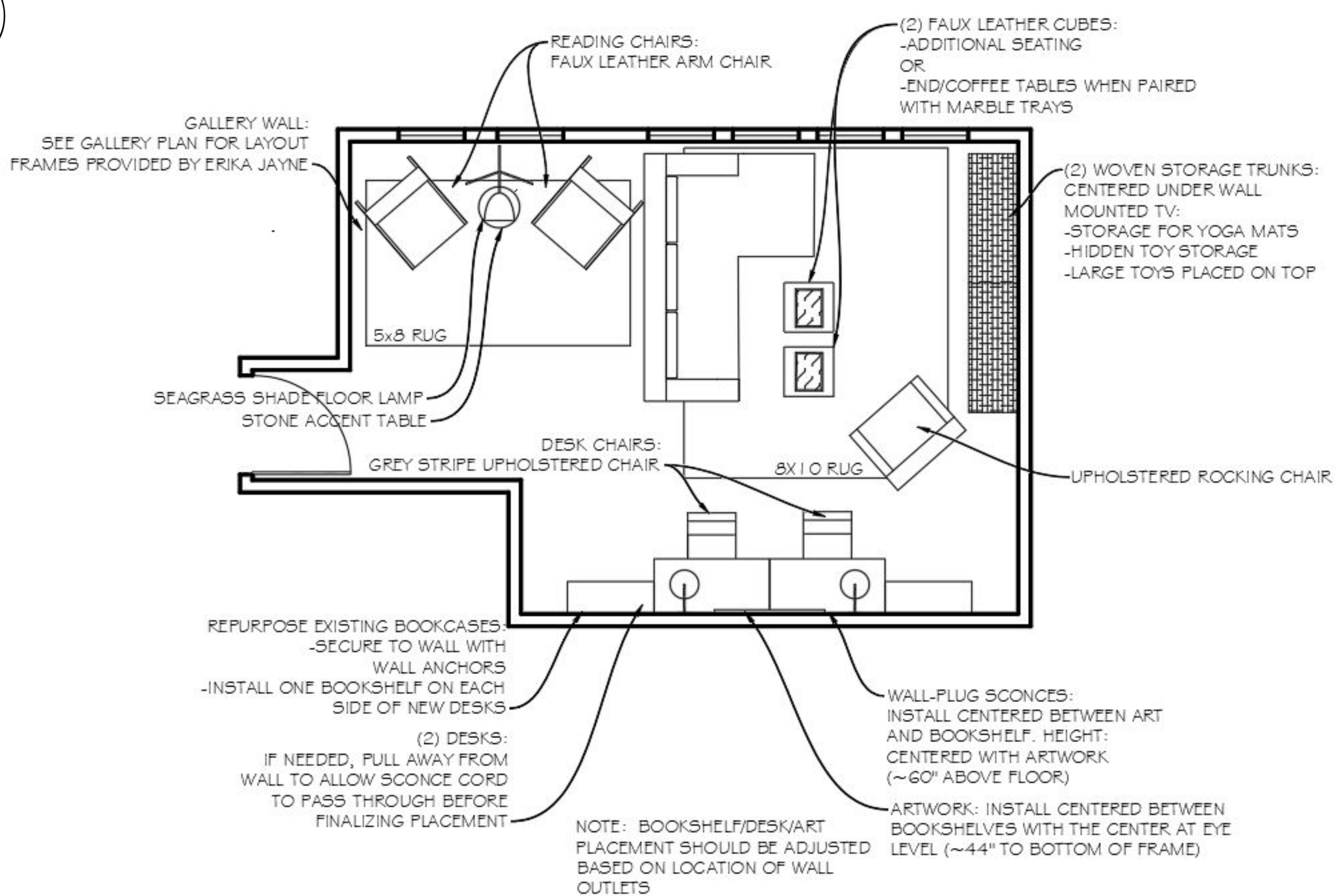
READING CHAIRS:
FAUX LEATHER ARM CHAIR
(2) FAUX LEATHER CUBES:
-ADDITIONAL SEATING
OR
-END/COFFEE TABLES WHEN PAIRED
WITH MARBLE TRAYS
GALLERY WALL:
SEE GALLERY PLAN FOR LAYOUT
FRAMES PROVIDED BY ERIKA JAYNE
(2) WOVEN STORAGE TRUNKS:
CENTERED UNDER WALL
MOUNTED TV:
-STORAGE FOR YOGA MATS
-HIDDEN TOY STORAGE
-LARGE TOYS PLACED ON TOP
5x8 RUG
SEAGRASS SHADE FLOOR LAMP
STONE ACCENT TABLE
DESK CHAIRS:
GREY STRIPE UPHOLSTERED CHAIR
8X10 RUG
UPHOLSTERED ROCKING CHAIR
REPURPOSE EXISTING BOOKCASES:
-SECURE TO WALL WITH
WALL ANCHORS
-INSTALL ONE BOOKSHELF ON EACH
SIDE OF NEW DESKS
(2) DESKS:
IF NEEDED, PULL AWAY FROM
WALL TO ALLOW SCONCE CORD
TO PASS THROUGH BEFORE
FINALIZING PLACEMENT
WALL-PLUG SCONCES:
INSTALL CENTERED BETWEEN ART
AND BOOKSHELF. HEIGHT:
CENTERED WITH ARTWORK
(~60" ABOVE FLOOR)
ARTWORK: INSTALL CENTERED BETWEEN
BOOKSHELVES WITH THE CENTER AT EYE
LEVEL (~44" TO BOTTOM OF FRAME)
NOTE: BOOKSHELF/DESK/ART
PLACEMENT SHOULD BE ADJUSTED
BASED ON LOCATION OF WALL
OUTLETS



A



B

C

D

E

F

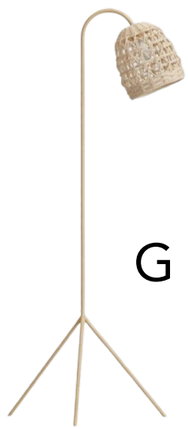

G

H

I

J

K

L

M

N

O

PAINT SELECTIONS